

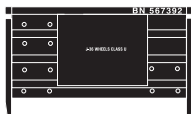


# HO 52' Mill Gondola


Announced: 12.26.14  
Orders Due: 01.23.15

ETA: September 2015

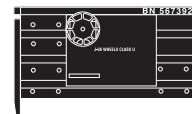
## Burlington Northern



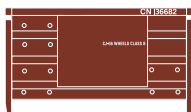
Era: 1960s-1990s




ATH96993 #567392  
ATH96994 #567401  
ATH96995 #567428



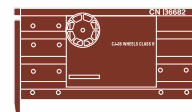
## Canadian National



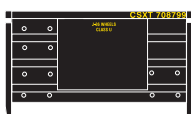
Era: 1960s-1990s



ATH96996 #136682  
ATH96997 #137289  
ATH96998 #137828



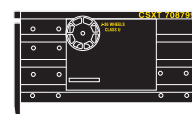
## CSX



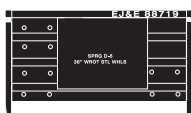
Era: 1960s-1990s



ATH97413 #708799  
ATH97414 #709112  
ATH97415 #709238



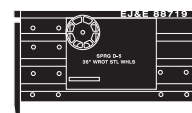
## Elgin Joliet & Eastern



Era: 1960s-1990s



ATH97416 #88719  
ATH97417 #88742  
ATH97418 #88784



\$24.98



Visit Your Local Retailer | Visit [www.athearn.com](http://www.athearn.com) | Call 1.800.338.4639

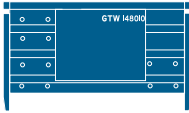


# HO 52' Mill Gondola

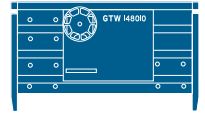
Announced: 12.26.14  
**Orders Due: 01.23.15**

ETA: September 2015

## Grand Trunk Western



Era: 1960s-1990s



ATH97419 #148010  
 ATH97420 #148073  
 ATH97421 #149183

## Rail Gon



Era: 1960s-1990s



ATH97422 #310227  
 ATH97423 #310875  
 ATH97424 #310908

### MODEL FEATURES

- Fully assembled and ready for your layout
- Upgrades include separately applied grab irons and stirrup steps
- Machined RP25 profile metal wheels
- McHenry scale knuckle spring couplers installed
- For a complete list of features, visit our website

**\$24.98**



Visit Your Local Retailer | Visit [www.athearn.com](http://www.athearn.com) | Call 1.800.338.4639